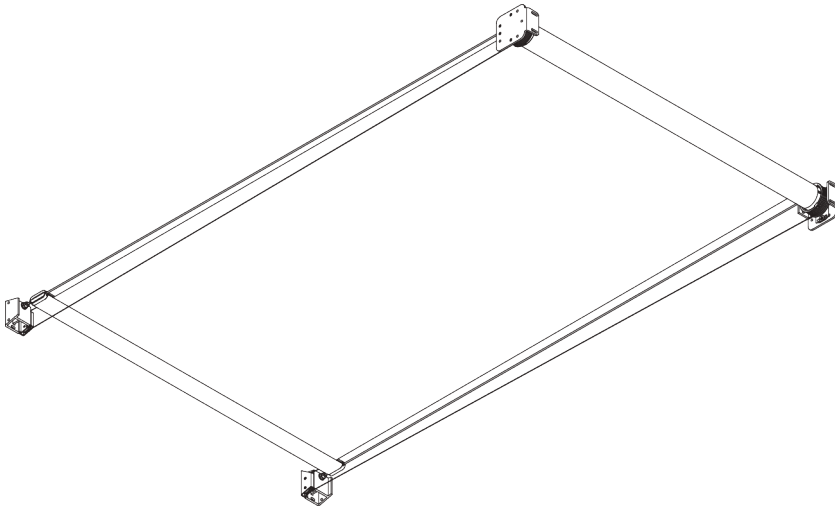


SG 8600



PRODUCT INFORMATION

- **Operation:** motorised
- **Range:** M - L
- **Fitting:** ceiling, wall
- **Colours:** white RAL 9016 or anodised aluminum, special colours possible
- **Fabrics:** refer to Silent Gliss fabric collection

Features:

- Tensioned roller blind
- Various control options
- Any angle

SYSTEM SPECIFICATIONS

A. SYSTEM DIMENSIONS



4 m



M: 87 cm
L: 108 cm



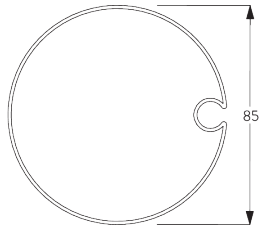
M: 3 m
L: 6.5 m



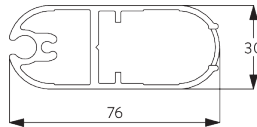
18 m²

B. PROFILE

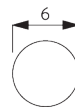
Profile information



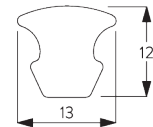
SG 8601
Tube ø 85 mm



SG 8602
Bottom bar

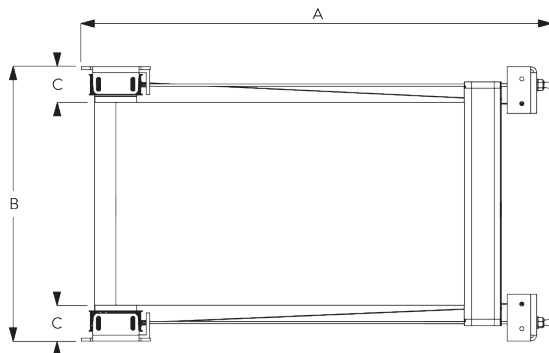


SG 8618
Fabric rod ø 6 mm



SG 8626
Cover strip

C. HOW TO MEASURE



A: System length
B: System width
C: Light gap: 75 mm

Pulling force per bracket: approx. 100 kg

D. SPECIFICATION

TEXT

EN

Silent Gliss SG 8600 Electrically Operated Tensioned Roller Blind System. Supplied made to measure and complete comprising (key components) aluminium barrel SG 8601, motor SG 8605, tension wire SG 8619, spring set SG 8603 / 8605. Can be controlled by fixed switch / third party control system subject to suitable interface by others/ Silent Gliss SG 9940 radio control systems via external receiver. All radio control components supplied at additional cost. All wiring to be strictly in accordance with Silent Gliss wiring diagrams. Fabric to be chosen from the Silent Gliss fabric range.

SV

Silent Gliss takfönstersystem SG 8600 med motor. Levereras i kundens mått komplett med aluminium rör SG 8601, motor SG 8605, spännwire SG 8619, fjäderkomponenter SG 8603/ 8605. Montering i bakkant och framkant eller mot tak. Kan styras via väggkontakt/ via fjärrkontroll system SG 9940 eller via externt styrsystem. Radiokomponenter mot tillägg. All elinstallation skall följa Silent Gliss kopplingschema. Textil från Silent Gliss textilprogram godkänd för användning med systemet.

NO

Silent Gliss SG 8600 Elektrisk styrt rullegardin for takvindu. Leveres komplett på spesifisert mål. Består av aluminiumsrør SG 8601, motor SG 8605 spennwire SG 8619, fjærkomponent SG8603 / SG 8605. Montering i bakkant, fremkant eller mot tak? Kan styres via bryter, fjernkontroll system SG 9940 eller via eksternt styringsystem. Radiokomponenter kommer i tillegg. Silent Gliss koblingskjema skal følges ved alle el-installasjoner. Tekstiler fra Silent Gliss tekstilprogram er godkjent for produktet, prisgruppe 1-4.

DA

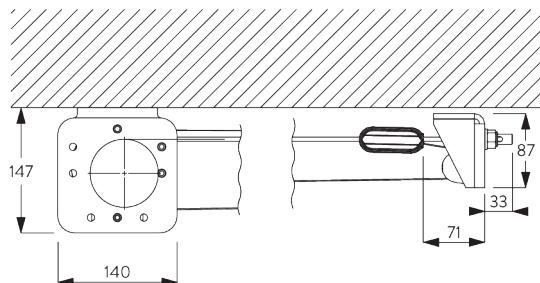
Silent Gliss SG 8600 elektrisk styret spændt rullegardinsystem. Leveres i ønsket længde og komplet, bestående af (hovedkomponenter) aluminiumrør SG 8601, motor SG 8605, spændewire SG 8619, fjedersæt SG 8603 / SG 8605. Kan styres af en fast kontakt / tredjeparts styresystem, forudsat at der er en passende grænseflade fra en tredjepart til rådighed / Silent Gliss SG 9940 radiokontrolsystem gennem ekstern modtager. Alle komponenter til radiostyring leveres mod ekstra betaling. Al ledningsføring skal udelukkende vælges i henhold til Silent Gliss ledningsdiagrammer. Stoffet vælges fra Silent Gliss stofprogrammet.

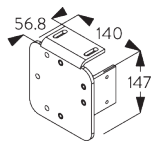
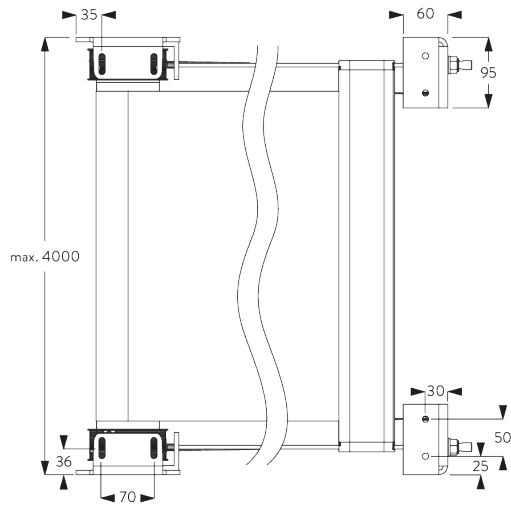
FITTING

A. FITTING INFORMATION

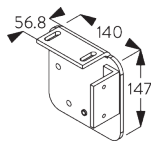
For detailed fitting information, visit the Silent Gliss website.

B. CEILING FITTING

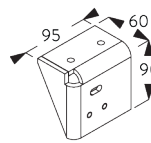




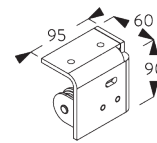
SG 8606
Roller bracket ceiling left



SG 8607
Roller bracket ceiling right

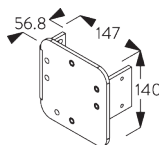
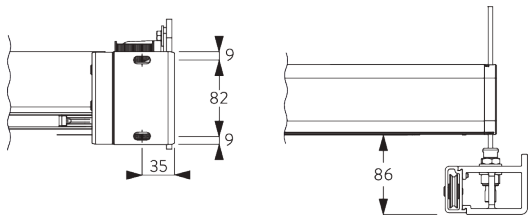
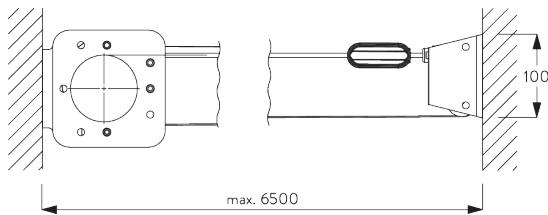


SG 8608
Pulley bracket ceiling left

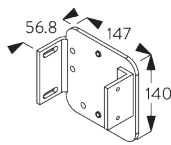


SG 8609
Pulley bracket ceiling right

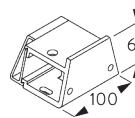
C. WALL FITTING



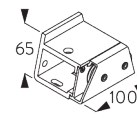
SG 8611
Roller bracket wall left



SG 8612
Roller bracket wall right



SG 8621
Pulley bracket side/back left



SG 8622
Pulley bracket side/back right

MOTORS & CONTROLS

A. MOTOR FEATURES

Motors	SG 8605
Motor Features	
Mechanical end-stop	●
Mechanical revolution counter (limited revolution)	●
IP class	IP 44
Control Features	
Mains power control	●
SG Control L (external receiver required)	●
Suitable for most major home automation systems (with suitable interface)	●

B. MOTOR SPECIFICATIONS

Motors	Voltage	Current	Frequency	Speed
SG 8605	230 V AC	0.65 A	50 Hz	17 rpm

C. OPERATING METHODS

See catalogue "controls" for details.

Wall Switch



System can be operated by fixed wall switch.

SG Control L



Various radio hand-held and wall transmitters available. An external receiver is required.



Silent Gliss Move App.

D. WIRING DIAGRAMS



Refer to Silent Gliss website.

PARTS

A. STANDARD PARTS



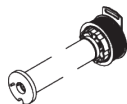
SG 8601

Tube ø 85 mm



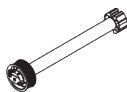
SG 8602

Bottom bar



SG 8604

Spring long



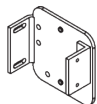
SG 8605

Motor 230V AC, 17/15



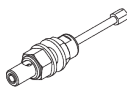
SG 8611

Roller bracket wall left



SG 8612

Roller bracket wall right



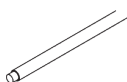
SG 8616

Wire guide set



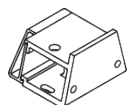
SG 8618

Fabric rod ø 6 mm



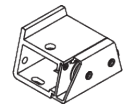
SG 8619

Tension wire ø 1.5 mm



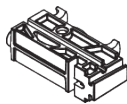
SG 8621

Pulley bracket side/back left



SG 8622

Pulley bracket side/back right



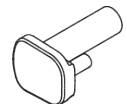
SG 8623

Bottom bar pulley



SG 8624

End cover




SG 8625

Fabric spacer




SG 8626

Cover strip



SG 9916

Hirschmann plug set



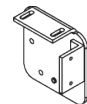
SG 8603

Spring short



SG 8606

Roller bracket ceiling left



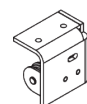
SG 8607

Roller bracket ceiling right



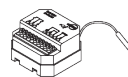
SG 8608

Pulley bracket ceiling left



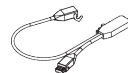
SG 8609

Pulley bracket ceiling right



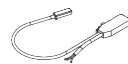
SG 9068

Radio receiver Revio



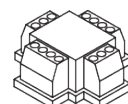
SG 9944

Radio receiver 1 channel



SG 9945

Radio receiver 1 channel



SG 9959

Central control unit relay




SG 10300

Radio hand held 1 channel



SG 10302

Radio hand held 5+1 channel



SG 10303

Radio hand held 10+2+1 channel



SG 10804

Radio hand held 15+5+1 channel



SG 11480

Radio wall transmitter 1 channel



SG 11490

Radio wall transmitter 5+1 channel
